




Georgia Milestones Parent Informational

LaKenji Hastings, NWLC
Assessment Program Specialist

Purpose of the Georgia Milestones




Provide information on how well students are mastering state adopted content standards



Provide students information about their own learning and readiness



Provide Parents information about their child's learning and progress



Provide information that will assist in improving school and program effectiveness

Georgia Milestones

Grades 3 – 8 End of Grade (EOG)

- Language arts
- Mathematics
- Science
- Social studies

High School End of Course (EOC)

- 9th Grade Literature & Composition
- American Literature & Composition
- Algebra
- Geometry
- Physical Science
- Biology
- US History
- Economics

Why the change in assessment?

"Too many students were labeled as proficient when, in reality, they had not fully mastered the standards and needed additional support. That hurt our kids who need to be competitive with others across the country and hurt our teachers by making it difficult for them to have a true picture of the academic strengths and weakness of their students."

- Richard Woods, Georgia's School Superintendent



Key Instructional Shifts

Georgia Standards of Excellence

ELA

- Regular practice with complex texts and their academic language
- Reading, writing and speaking grounded in evidence text
- Building knowledge through content rich non-fiction

Mathematics

- Greater focus on fewer topics
- Coherence: Linking topic and thinking's across grades
- Rigor: Pursue conceptual understanding, procedural skills and fluency, and application with equal intensity

Assessment Shifts



- Alignment with Georgia Standards of Excellence
 - Designed to encourage critical thinking, analytical writing and real-world problem solving
- Fewer multiple choice questions
 - Increase in short-answers (constructed response) and extended responses that require students to demonstrate a deeper understanding of key concepts

GMAS: 4 Levels of Performance



Designation	Progression of Learning
Beginning	Learners do not yet demonstrate proficiency in the knowledge and skills necessary at this grade level/course of learning, as specified in GA's content standards. The students need substantial academic support to be prepared for the next grade level/course or to be on track for college and career readiness.
Developing	Learners demonstrate partial proficiency in the knowledge and skills necessary at this grade level/course of learning, as specified by GA's content standards. Students need additional academic support to ensure success in the next grade level/course and to be on track for college and career readiness.
Proficient	Learners demonstrate proficiency in the knowledge skills necessary at this grade level/course of learning, as specified in GA's content standards. The students are prepared for the next grade level/course and are on track for college and career readiness.
Distinguished	Learners demonstrate advanced proficiency in the knowledge and skills necessary at this grade level/course as specified by GA's content standards. The students are well prepared for the next grade level/course and are well prepared for college and career readiness.

2015-2016 Fulton State Testing Schedule



April 12 – 26


Georgia Milestones EOG

Grades 3-5

**This is a testing window,
not the number of days tested.**

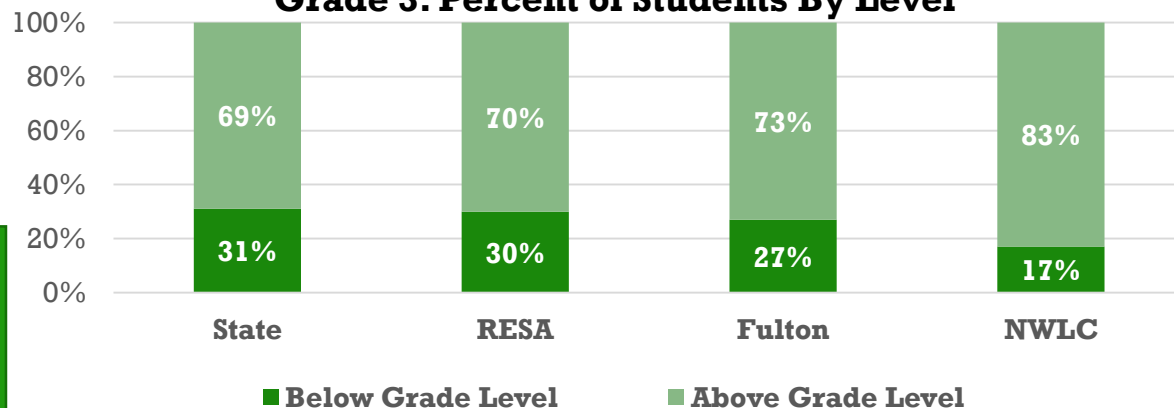
FCS Online GMAS Goals

- All schools will administer at least 50% online
- Year 3 the minimum will be 80% online
- Year 5 will be 100% online
- “All read-to” accommodations are online
- Paper-pencil GMAS will be available for the small number of students who cannot interact with computer due to their disability

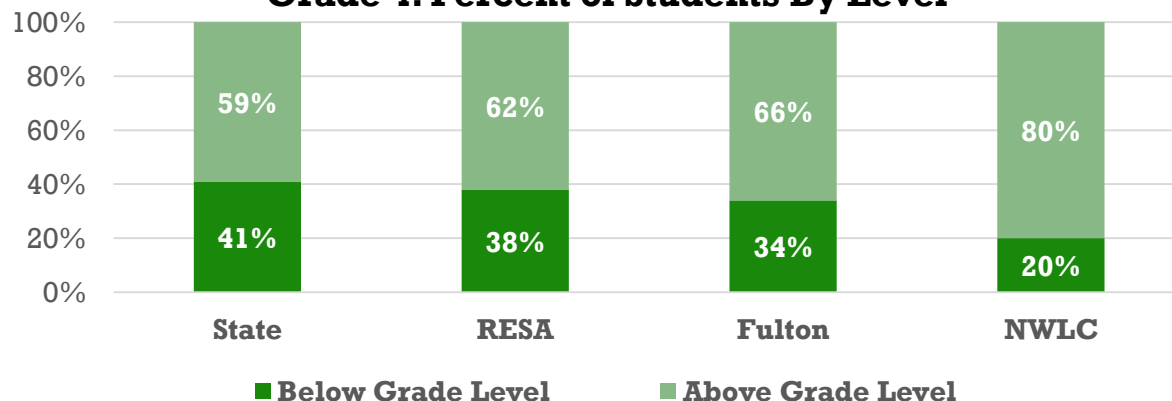


NWLC/ District Reading Status Report And Performance

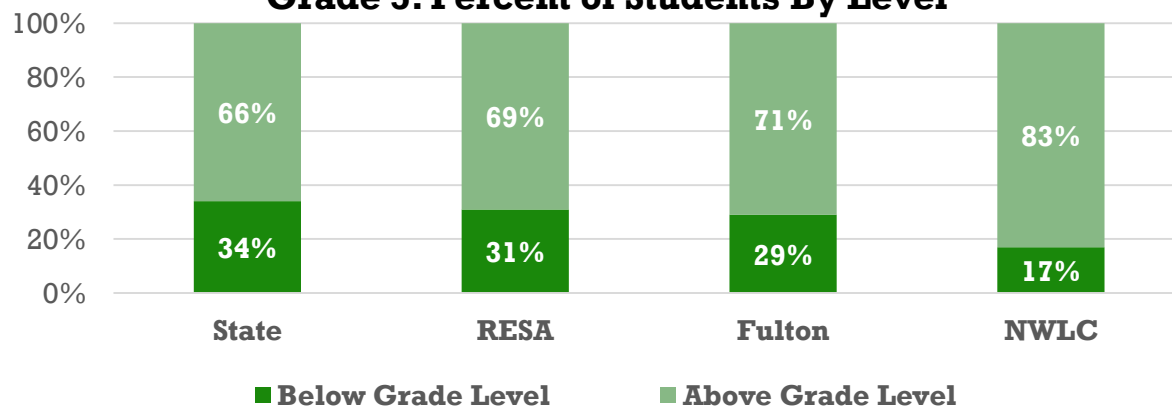
Grade 3: Percent of Students By Level



Grade 4: Percent of Students By Level

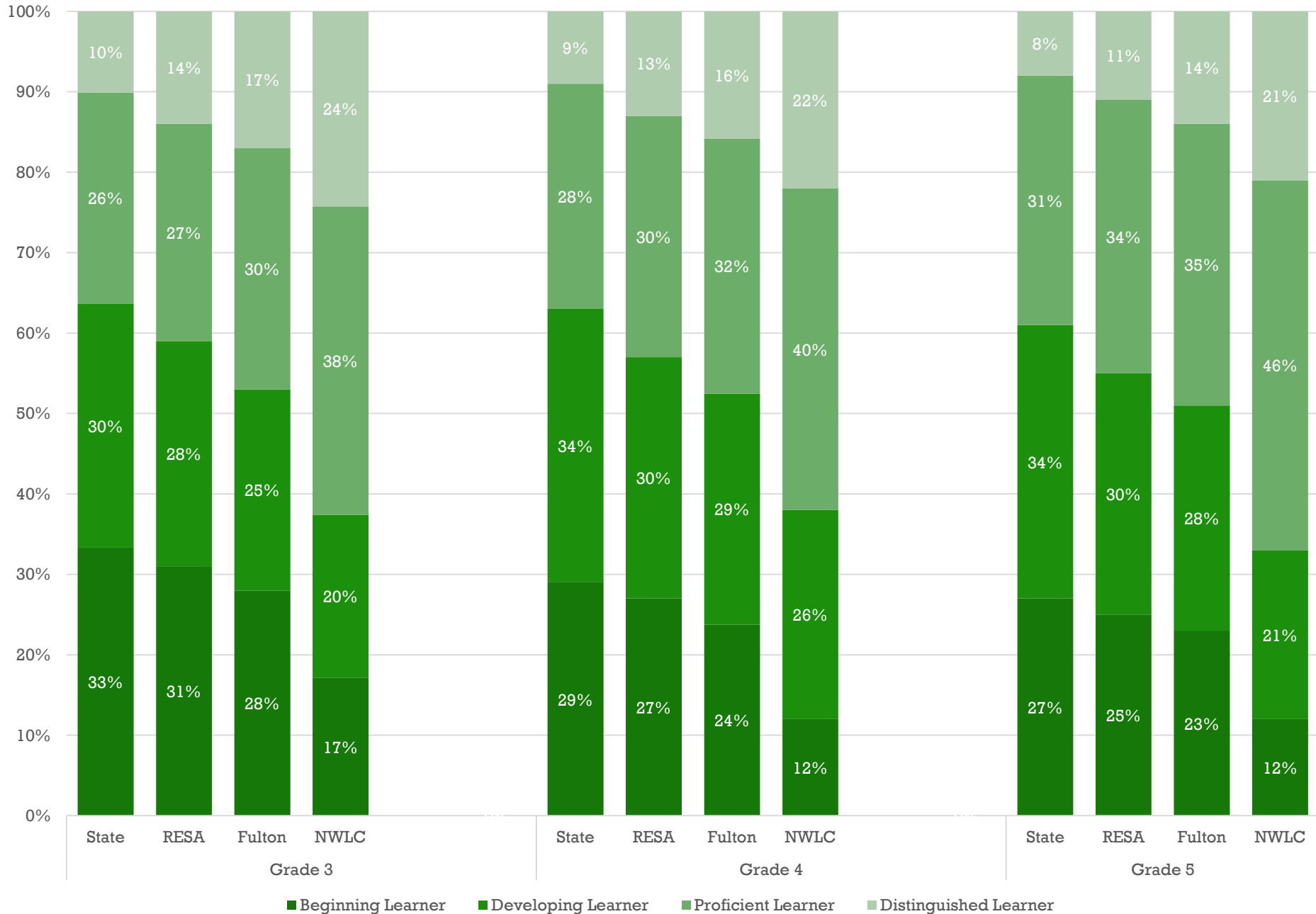


Grade 5: Percent of Students By Level



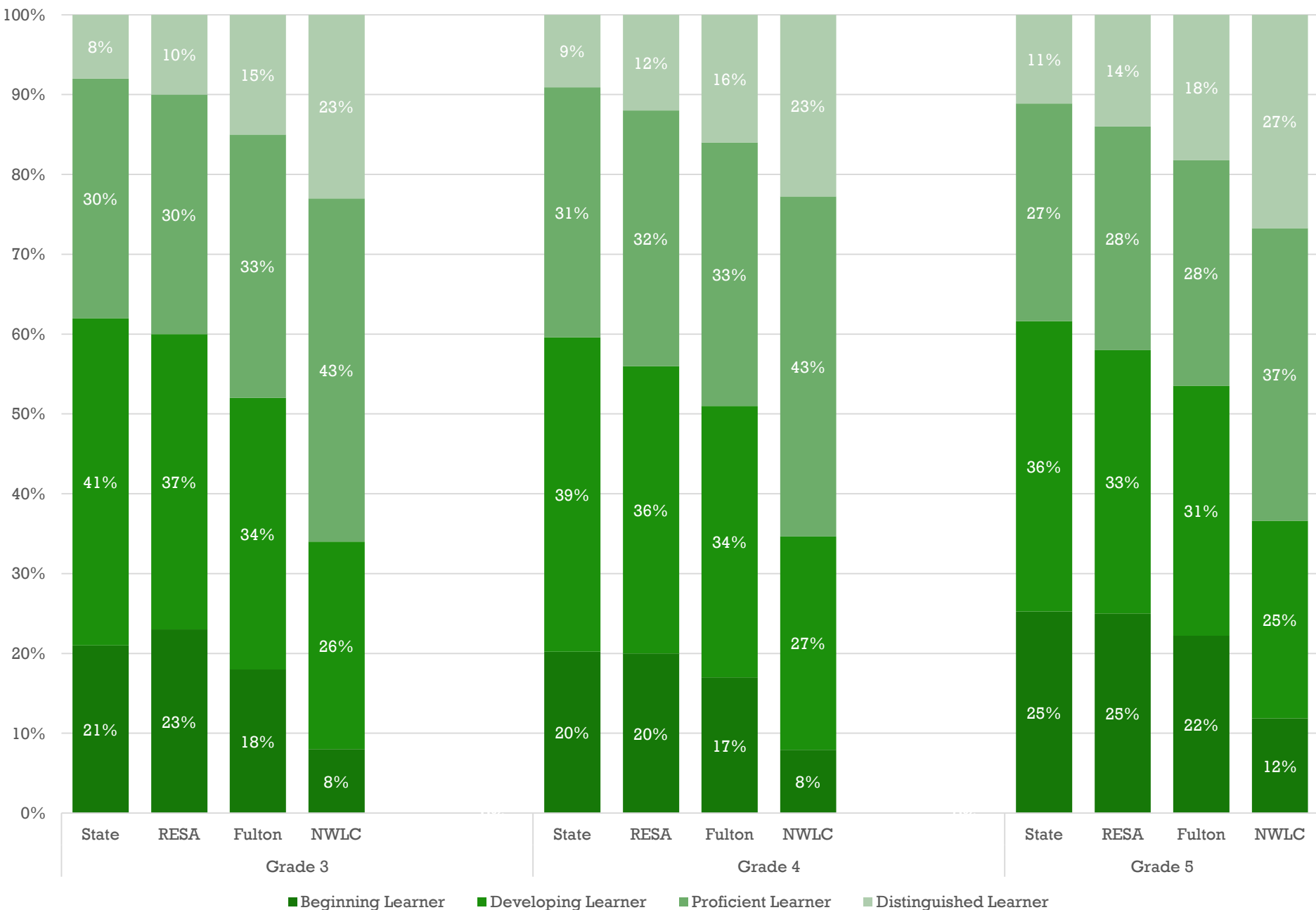
English/Language Arts

(Percent of Students in Each Performance Level)



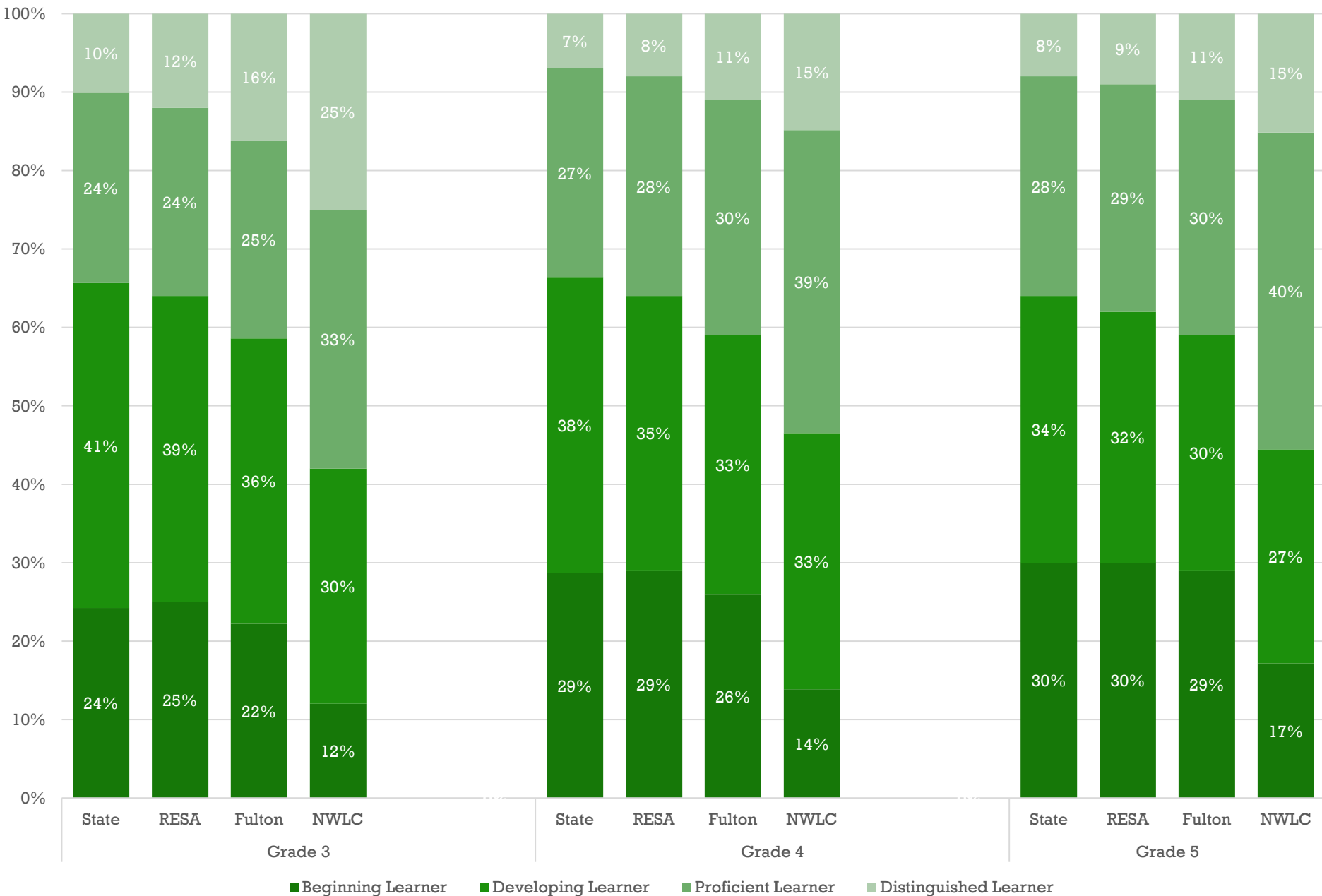
Math

(Percent of Students in Each Performance Level)



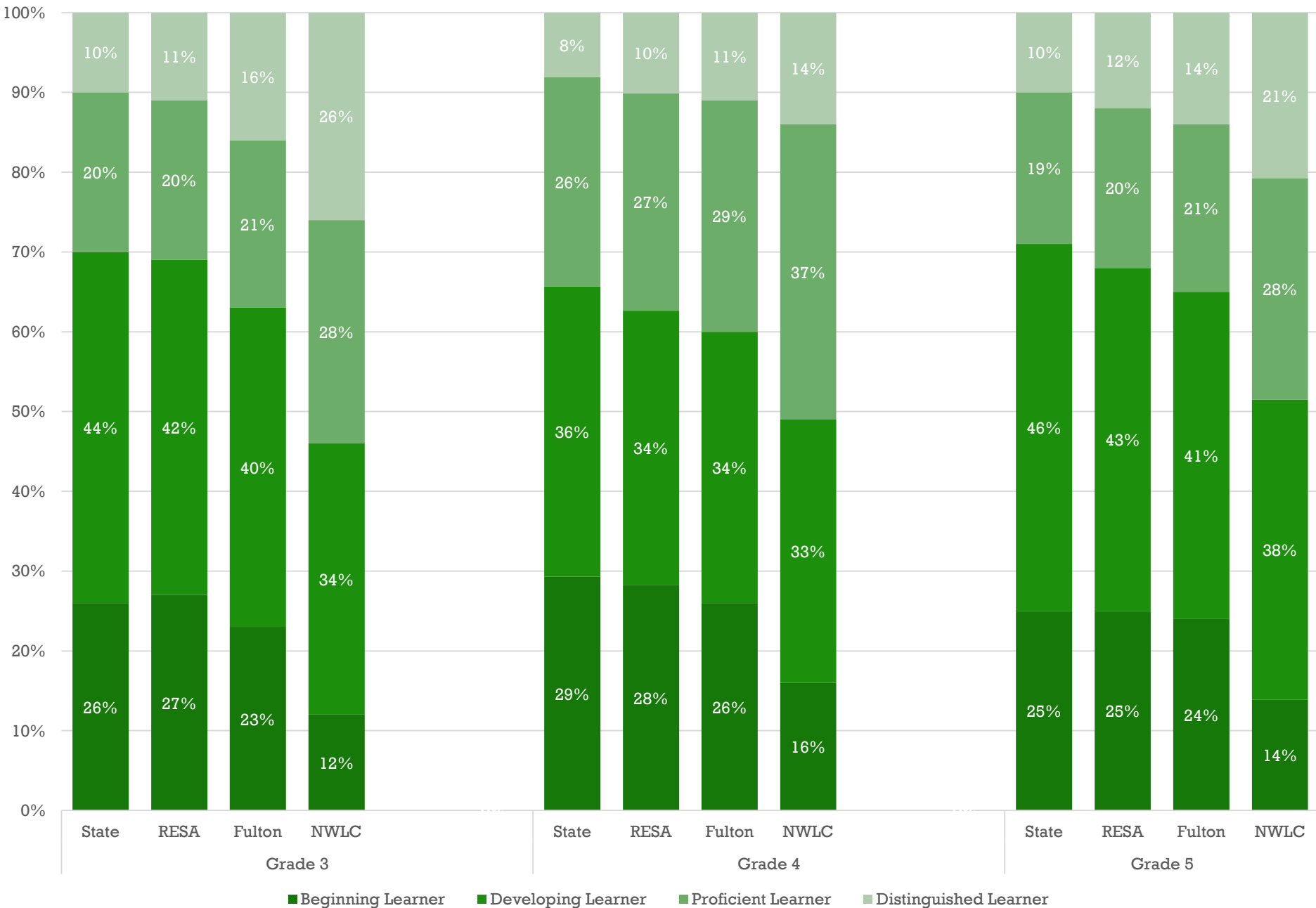
Science

(Percent of Students in Each Performance Level)

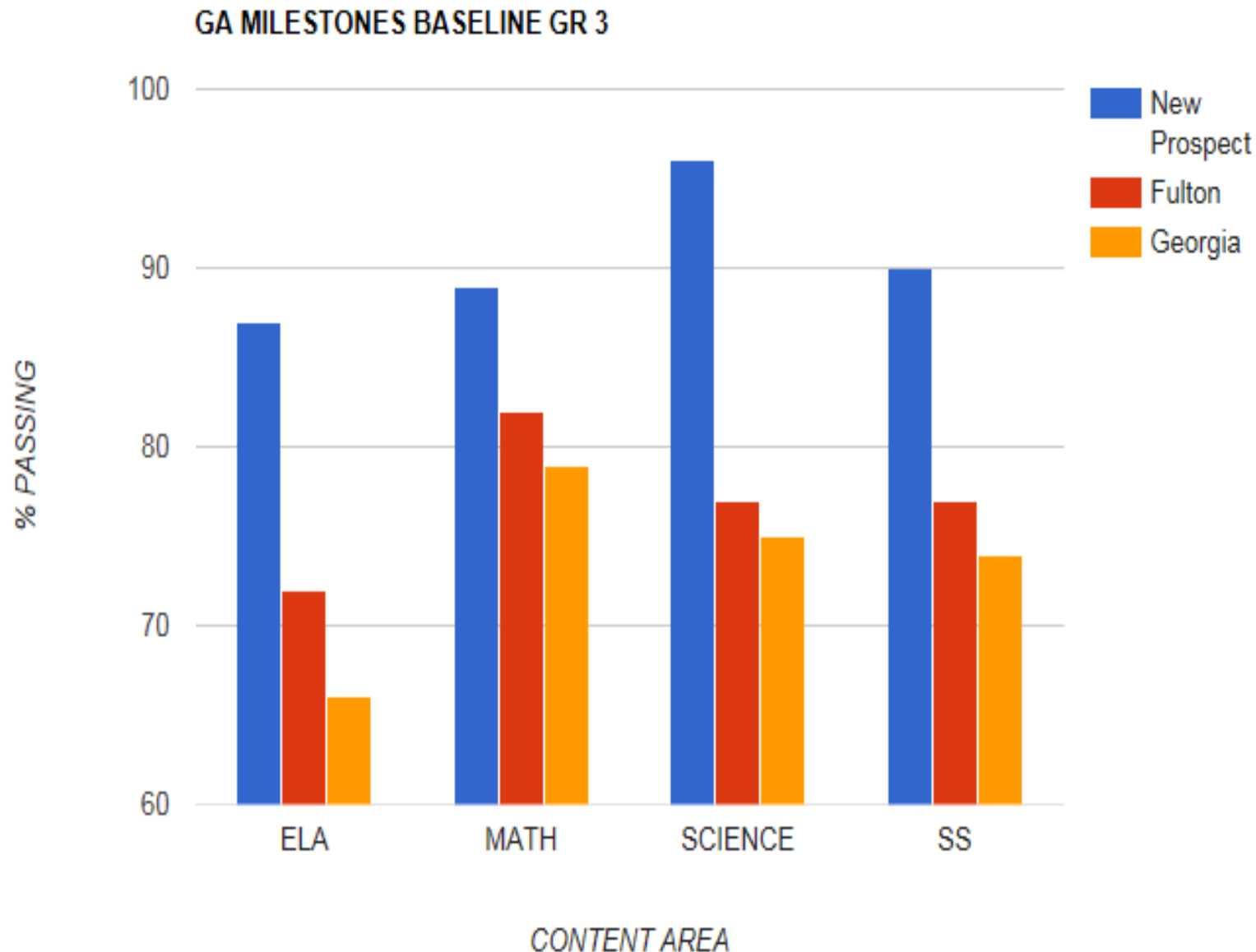


Social Studies

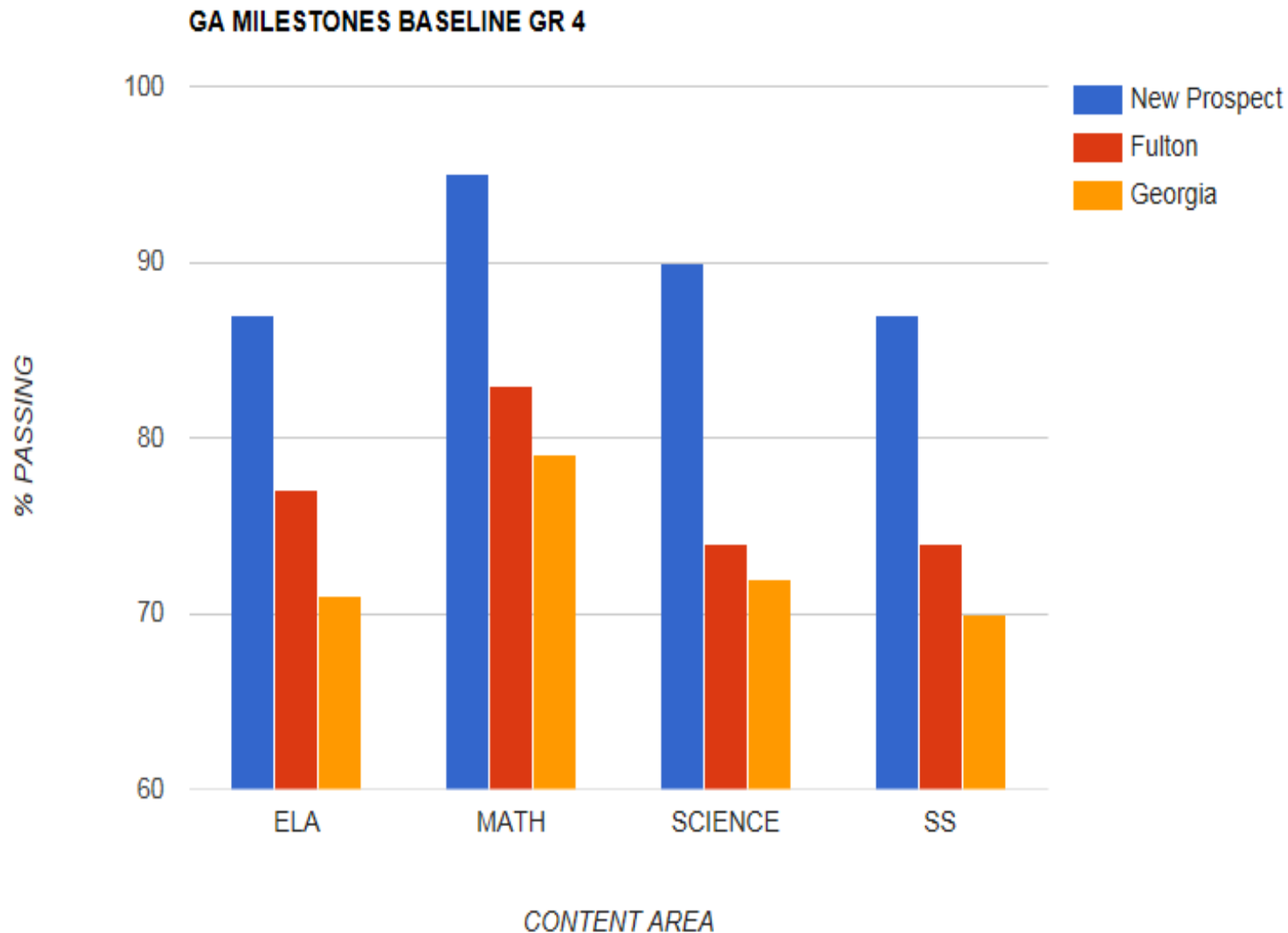
(Percent of Students in Each Performance Level)



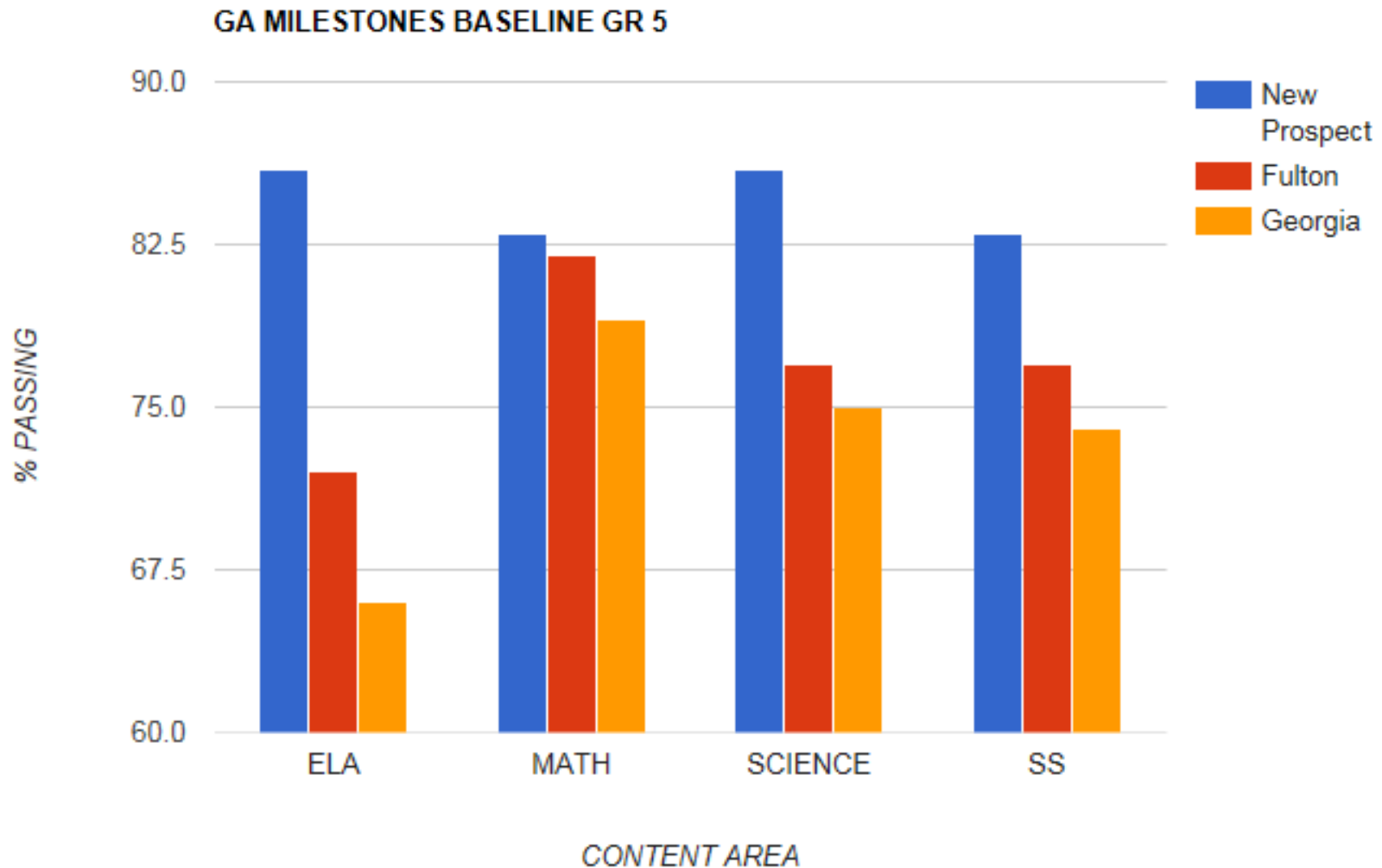
GRADE 3 BASELINE GA MILESTONES DATA



GRADE 4 GA MILESTONES BASELINE DATA



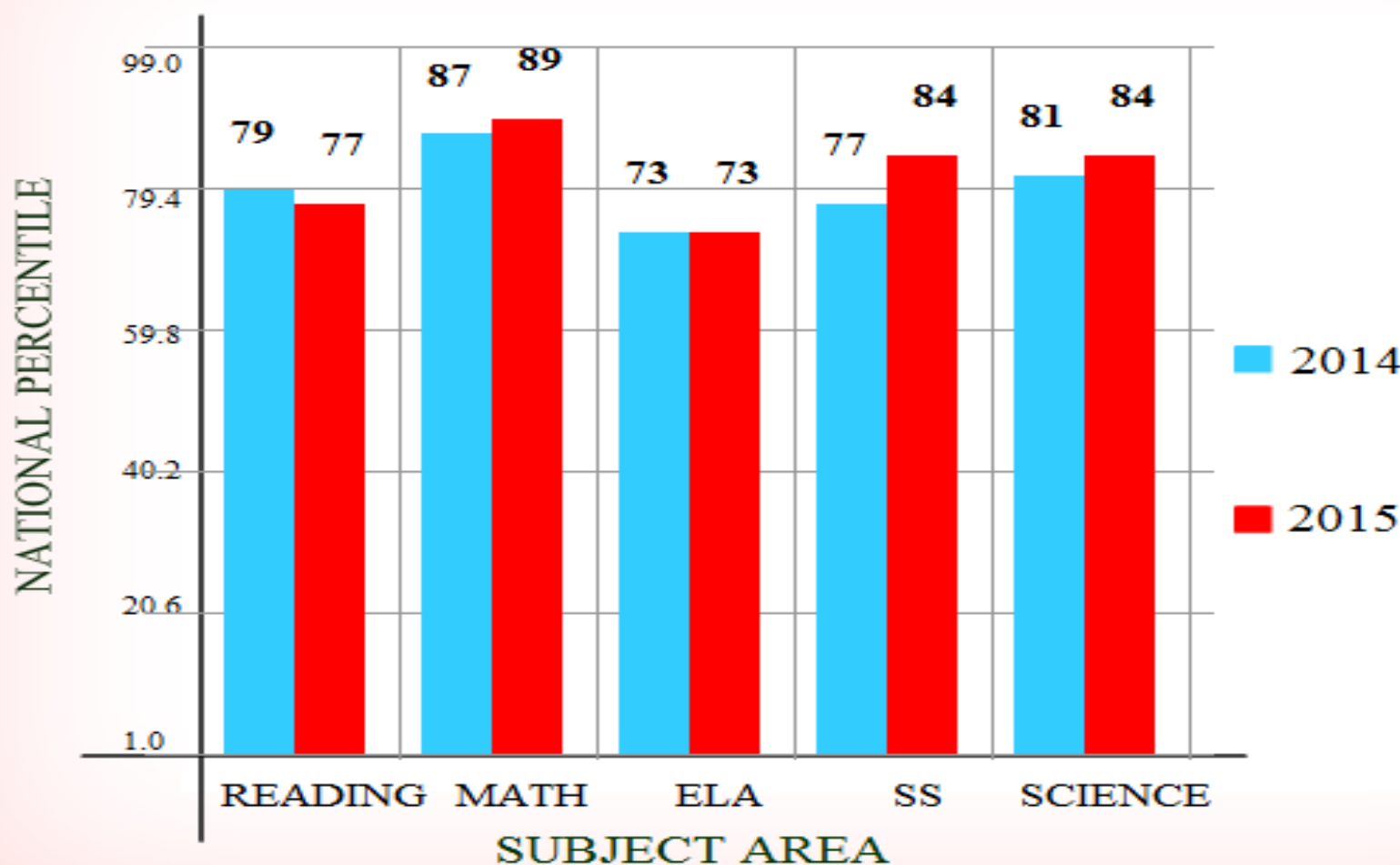
GRADE 5 GA MILESTONES BASELINE DATA



GRADE 3 ITBS RESULTS 2014 → 2015

Description

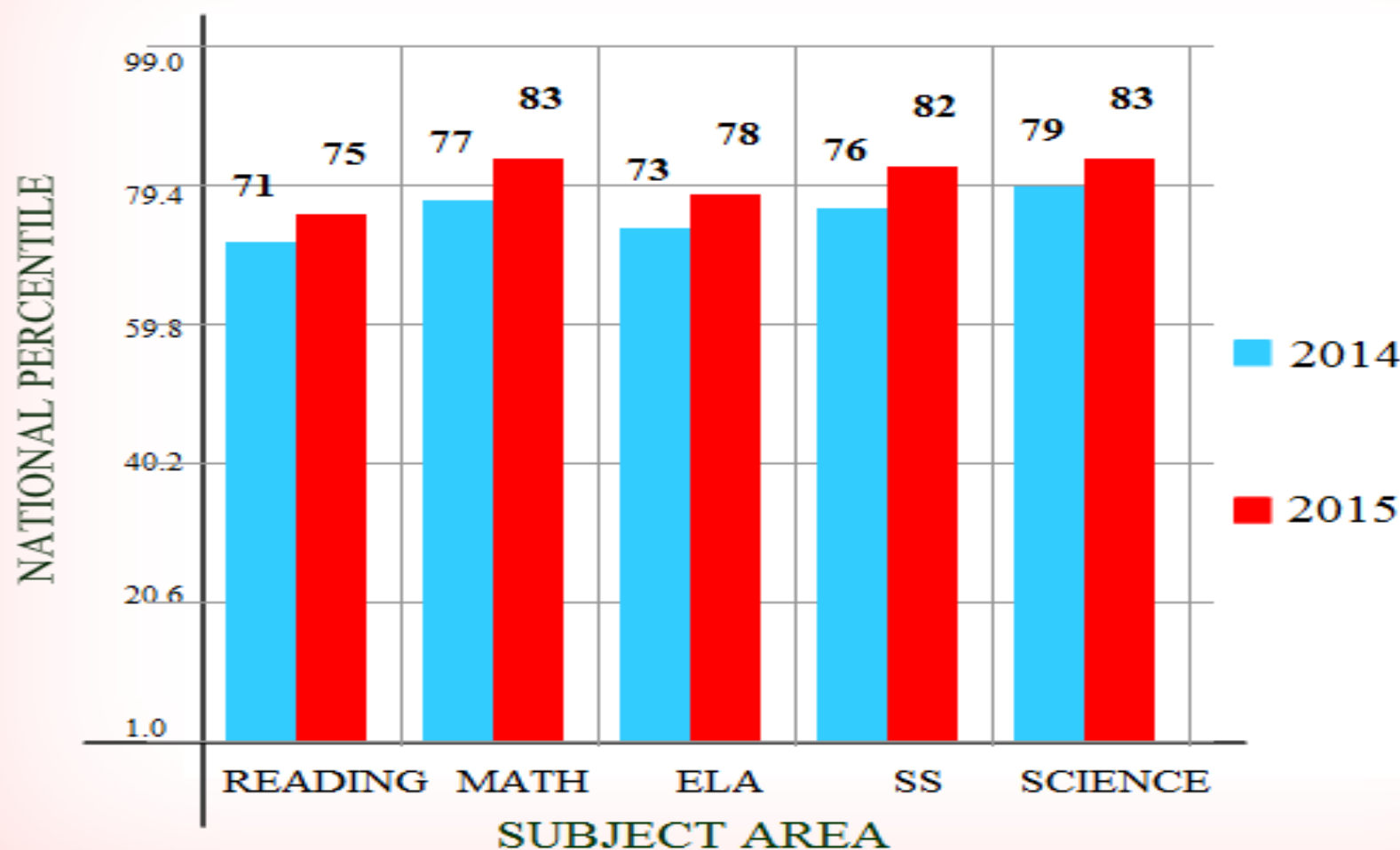
NEW PROSPECT ITBS GRADE 3



GRADE 5 ITBS RESULTS 2014 → 2015

Description

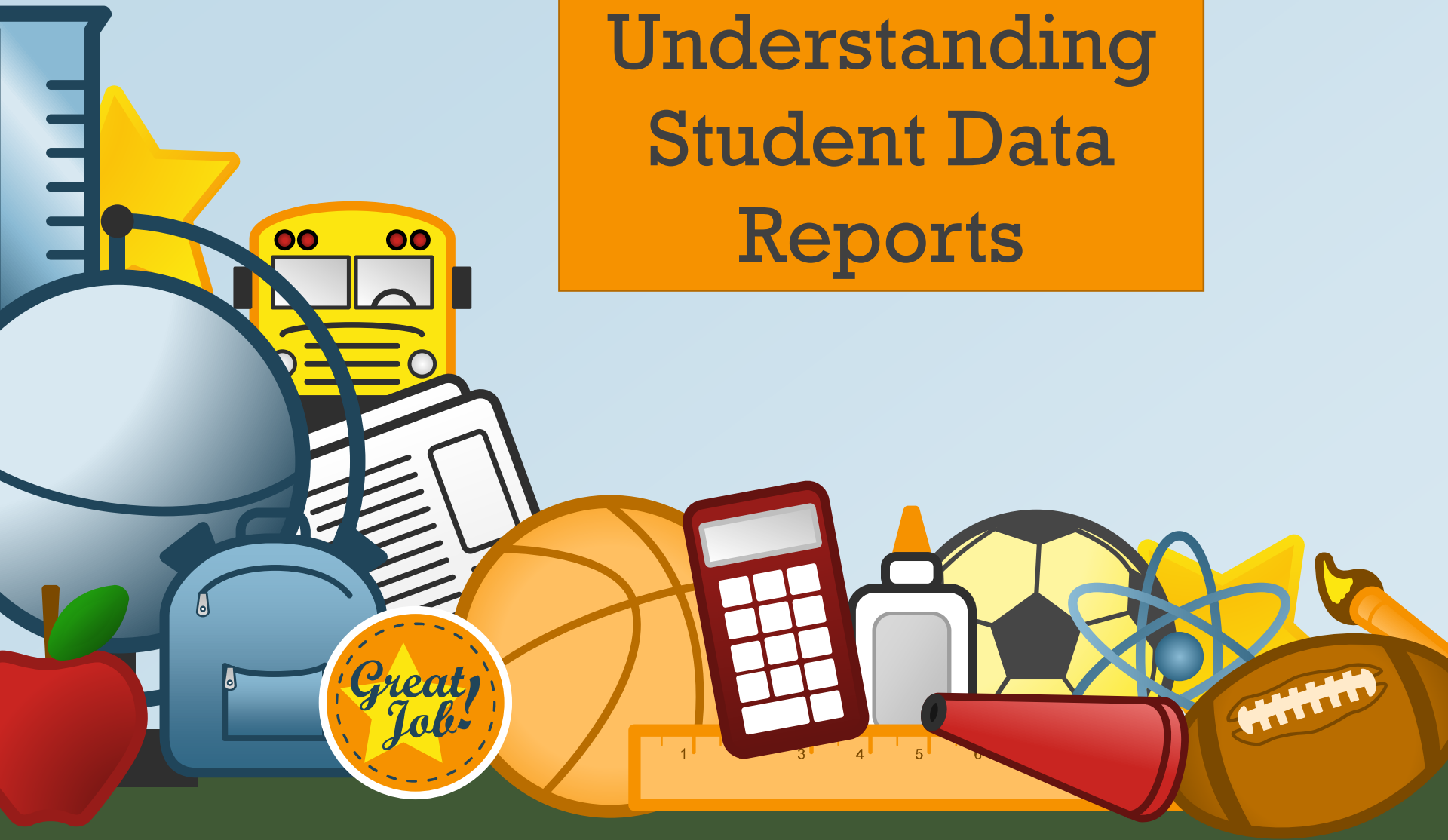
NEW PROSPECT ITBS GRADE 5



District and Local School Initiatives and Support to Improve Instruction

- Assessment Leadership Cohort
- Fulton County Marketplace : Balance Assessment Plan
- Redbird, Edviation, IXL, Iready, Reading Eggs, Moby Max, GoQuest, access to web based sites
- Write Score (grades 2 – 5)
- Lucy Calkins Units of Study for Writing
- Lucy Calkins Units of Study for Reading (pilot)
- Extended Learning (increased to 4 days for 3/5 and added 2 days for 4th)
- Assessment Bank resources : Fulton Connect
- Ongoing Professional Development for teachers

Understanding Student Data Reports



1 EDWARD S. ELLIOTT

GTID: 1234567890

BIRTHDATE: 11/03/2002

TEST DATE: 03/30/15

FORM: 3T

CLASS NAME: ANYCLASS

SCHOOL NAME: ANYSCHOOL

SYSTEM NAME: ANYSYSTEM

Individual Student Report
End-of-Grade Assessment
Spring 2015
Grade 6



The Georgia Milestones Assessment System spans grades 3 through high school and measures how well students have learned the knowledge and skills outlined in the state content standards in English Language Arts, Mathematics, Science, and Social Studies. Georgia Milestones provides information about each student's achievement and readiness for his or her next level of learning—be it the next grade, course, or endeavor such as college or career.

This report summarizes your student's performance on the Spring 2015 Georgia Milestones End-of-Grade (EOG) Assessment. The first page provides an overview of all four content areas. Additional pages provide more details about your student's performance in each content area.

**Your student's performance on the Georgia Milestones
End-of-Grade Assessment for Grade 6**

CONTENT AREA	ENGLISH LANGUAGE ARTS	MATHEMATICS	SCIENCE	SOCIAL STUDIES
	LEVEL 4 DISTINGUISHED LEARNER	LEVEL 3 PROFICIENT LEARNER	LEVEL 3 PROFICIENT LEARNER	LEVEL 2 DEVELOPING LEARNER
2 ACHIEVEMENT LEVEL				
3 SCALE SCORE	621 Scale Score Range 599-820	574 Scale Score Range 525-579	593 Scale Score Range 525-609	517 Scale Score Range 475-524

Page 1 of
student score
report
contains:

- Achievement
levels for each
content area

-Scale score
for each
content area

English Language Arts

Grade 6

5

Achievement Level

✓ Level 4: Distinguished Learner	Scale Score
Distinguished Learners demonstrate advanced proficiency in the knowledge and skills necessary at this grade level/course of learning, as specified in Georgia's content standards. The students are well prepared for the next grade level or course and are well prepared for college and career readiness.	621

6

Domain Category

Domain Category	Performance
Reading and Vocabulary	Grade Level or Above
Writing and Language¹	Extended Writing argumentative essay score:
	Idea Development, Organization and Coherence 4 out of 4 points
	Language Usage and Conventions 3 out of 3 points
	Narrative Writing Response score: 4 out of 4 points

Standard Error of Measurement (SEM): A scale score of **621** indicates your student's achievement on the day of testing. If your student were to take the same test again, it is likely that his or her score would be within the standard error of measurement range of **593-649**.

7

Comparison to the School, System, and State

The school, system, and state bar graphs reflect the mean scale score for the group.

Achievement Levels	Student	School	System	State
Level 4: Distinguished Learner Scale Score Range: 599-820	621			
Level 3: Proficient Learner Scale Score Range: 525-598		503	504	507
Level 2: Developing Learner Scale Score Range: 475-524				
Level 1: Beginning Learner Scale Score Range: 140-474				

8

Comparison to a National Sample of Students

National Percentile	National Percentile Range
Your student's performance can be compared to other students nationally in Reading. A subset of items in the End-of-Grade assessment is from <i>TerraNova</i> , a nationally normed achievement test.	99
A national percentile of 99 means that your student performed as well as or better than 99 percent of the national norming group. If the student were to take the test again, he or she would be expected to obtain a national percentile rank within the National Percentile Range.	92-99

9

Your Student's Lexile Information

Lexile Measure: 1200L
Lexile Range: 1100L-1250L

Leisure Reading: 1100L-1200L

Suggested Titles

Eleanor Roosevelt: A Life of Discovery
Tales of the Greek Heroes
Rebecca of Sunnybrook Farm

Author

Freedman, Russell
Green, Roger Lancelyn
Wiggin, Kate Douglas

Lexile

1100L
1150L
1190L

Page 3 (p.2 is blank) of student score report contains ELA:

5. Achievement level and score

6. Performance in Reading and Vocabulary and performance in Writing and Language

7. Achievement level in comparison to the school, system, and state

8. Comparison to a national sample of students

9. Reading Lexile information and suggested reading titles

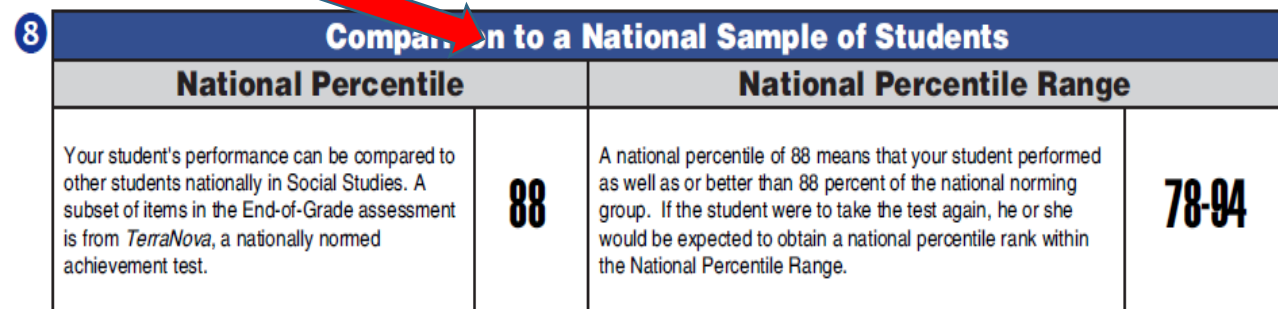
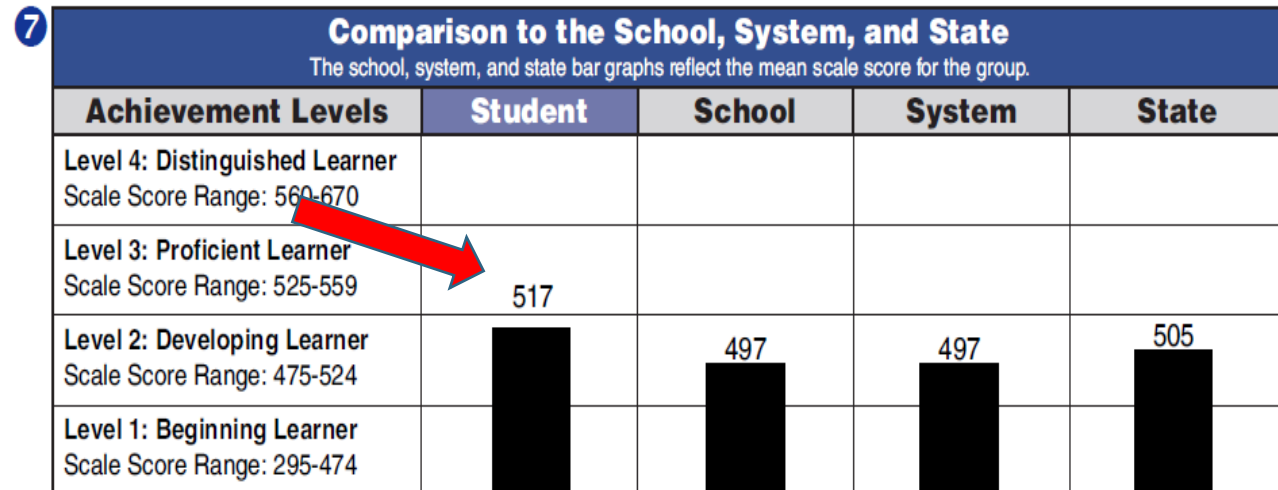
A Note About National Percentiles

-Each Georgia Milestones assessment includes a subset of 20 items from the TerraNova, a norm-referenced achievement test.

-This type of standardized assessment allows for the interpretation of the test score in relation to others of the same grade and age.

-All 20 TerraNova items contribute to a student's norm-referenced score (National Percentile).

-Only those TerraNova items (10 or fewer items depending on the specific EOG assessment) that align to state content standards were actually included in the Milestone score.



Student Sample Report Continued

Pages 4, 5, and 6 of student score report contains Math, Science and Social Studies:

5. Achievement level and score

6. Performance in content domains and recommendations for domain mastery: Remediate Learning, Monitor Learning, or Accelerate Learning

7. Achievement level in comparison to the school, system, and state

8. Comparison to a national sample of students

Social Studies

Grade 6



5

Achievement Level	
✓ Level 2: Developing Learner	Scale Score
Developing Learners demonstrate partial proficiency in the knowledge and skills necessary at this grade level/course of learning, as specified in Georgia's content standards. The students need additional academic support to ensure success in the next grade level or course and to be on track for college and career readiness.	517

Standard Error of Measurement (SEM): A scale score of **517** indicates your student's achievement on the day of testing. If your student were to take the same test again, it is likely that his or her score would be within the standard error of measurement range of **506-528**.

6

Domain Category	Performance
Geography	Monitor Learning
Government/Civics	Remediate Learning
Economics	Monitor Learning
History	Remediate Learning

Domain Mastery <input type="radio"/> Remediate Learning <input checked="" type="radio"/> Monitor Learning <input type="radio"/> Accelerate Learning

7

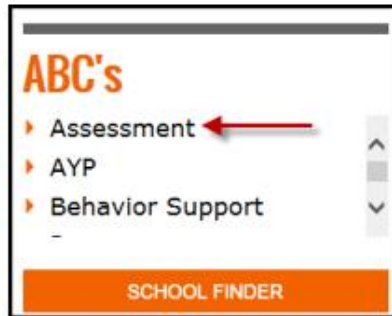
Comparison to the School, System, and State				
The school, system, and state bar graphs reflect the mean scale score for the group.				
Achievement Levels	Student	School	System	State
Level 4: Distinguished Learner Scale Score Range: 560-670				
Level 3: Proficient Learner Scale Score Range: 525-559	517			
Level 2: Developing Learner Scale Score Range: 475-524		497	497	505
Level 1: Beginning Learner Scale Score Range: 295-474				

8

Comparison to a National Sample of Students			
National Percentile	National Percentile Range		
Your student's performance can be compared to other students nationally in Social Studies. A subset of items in the End-of-Grade assessment is from <i>TerraNova</i> , a nationally normed	88	A national percentile of 88 means that your student performed as well as or better than 88 percent of the national norming group. If the student were to take the test again, he or she would be expected to obtain a national percentile rank within	78-94

Accessing Georgia Milestones Parent Resources

1. Go to www.gadoe.org. Scroll down to ABC's and click "Assessment".



2. Look to left of screen and click "Georgia Milestones Assessment System". Then look to right of screen under RESOURCES and you will be able to see PARENT RESOURCES.

Primary Assessments	Parent Resources
Access for ELLs	
Georgia Alternate Assessment (GAA)	
Georgia Kindergarten Inventory of Developing Skills (GKIDS)	
Georgia Milestones Assessment System	<ul style="list-style-type: none">▪ Georgia Milestones EOC Study/Resource Guides▪ Georgia Milestones EOG Study/Resource Guides▪ Georgia Milestones Parent Question & Answer Brochure▪ Parents' Guide to New Tests in Georgia▪ Experience Online Testing Georgia▪ GeorgiaStandards.org▪ Lexile Framework for Reading
National Assessment of Educational Progress (NAEP)	
Former/Retired Assessments	

Thank you and Q & A

LaKenji Hastings
Assessment Specialist

HastingsL@fultonschools.org

